



ALLIANCEBERNSTEIN®

AB - Eurozone Equity Portfolio

聯博 - 歐元區股票基金

Important Information 重要事項

- The Portfolio invests in equity securities of companies that are organised, or have substantial business activities, in the Eurozone.
本基金投資於在歐元區成立或有大量業務活動之公司的股本證券。
- In light of ongoing concerns over the sovereign debt risk of countries within the Eurozone, the Portfolio's investments in the region may be subject to higher volatility, liquidity, currency and default risk. Any adverse events, such as credit downgrade of a sovereign or exit of EU members from the Eurozone, may have a negative impact on the value of the Portfolio.
鑑於當前的歐元區國家主權債務風險憂慮持續，本基金於區內的投資可能面臨較高的波動性、流動性、貨幣及違約風險。任何不利的事件（例如：主權信貸評級下調或歐盟成員國退出歐元區）均可能對本基金的價值造成負面影響。投資於新興市場面對較高的波動性及較高的風險（例如流動性風險、貨幣風險、政治風險、監管風險、經濟風險、法律及稅務風險、結算風險及託管風險）。
- Investment in the portfolio may also involve general investment risk, equities security risk, concentration risk, smaller capitalization companies risk and currency risk. The value of the portfolio can be volatile and can go down substantially within a short period of time. It is possible that the entire value of your investment in the portfolio can be lost.
投資於本基金亦可涉及一般投資風險、股本證券風險、歐元區風險、集中風險、小市值公司風險及貨幣風險。基金價格可反覆波動，並可在一段短時期內顯著下跌。閣下於本基金的投資可能會價值全失。
- The portfolio is entitled to use financial derivative instruments for hedging, efficient portfolio management and other investment purposes which may involve counterparty / credit risk, liquidity risk, valuation risk, volatility risk and over-the-counter transaction risk. The leverage element / component of a financial derivative instrument can result in a loss significantly greater than the amount invested in the financial derivative instrument by the Portfolio. Exposure to financial derivative instrument may lead to a high risk of significant loss by the Portfolio.
本基金可使用衍生工具達到對沖、有效基金管理及其他投資目的，這可能涉及交易對手 / 信貸風險、流動性風險、估值風險、波動性風險及場外交易風險。金融衍生工具的槓桿元素 / 成分可能導致損失遠高於本基金對金融衍生工具投資的金額。金融衍生工具的投資參與可能導致本基金遭受重大損失的高風險。
- Investors should not rely on this document alone to make investment decisions.
投資者不應只依賴本文件而作出投資決定。

Portfolio Objective / Strategy / Key Features 基金目標 / 策略 / 特色

The Portfolio's investment objective is to increase the value of your investment over time through capital growth. In actively managing the Portfolio, the Investment Manager uses fundamental research and a proprietary quantitative risk/return model to select securities that appear to be undervalued and to offer attractive shareholder returns (bottom-up approach). The Investment Manager aims to exploit pricing opportunities that arise from investors' overreactions to macroeconomic, market, industry or company changes. Under normal market conditions, the Portfolio typically invests at least 80%, and not less than two thirds, of its net asset value in equity securities of companies that are organised, or have substantial business activities, in the Eurozone. Eurozone companies include any company located in the Eurozone or which conducts significant business activity in the Eurozone. These companies may be of any market capitalisation and industry. The Portfolio's equity investments may include convertible securities, depositary receipts, real estate investment trusts (REITs) and exchange traded funds (ETFs).

本基金的投資目標是透過資本增長隨時間增加閣下的投資價值。在以主動式管理本基金時，投資管理人運用基本因素研究及專有定量風險 / 回報模型，挑選價值被低估並為股東提供具吸引力回報的證券（由下而上方法）。投資管理人旨在利用投資者對宏觀經濟、市場、行業或公司變化反應過度帶來的定價機會。在正常市場狀況下，本基金將至少 80% 及不少於三分之二的資產淨值投資於在歐元區成立或有大量業務活動之公司的股本證券。歐元區公司包括位於歐元區或於歐元區進行重大業務活動的任何公司。此等公司可屬任何市值及行業。本基金的股本投資可包括可換股證券、預託證券、房地產投資信託基金(REIT)及交易所買賣基金(ETF)。

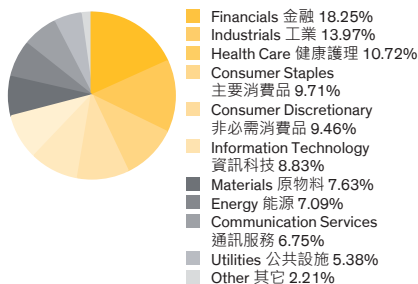
Profile 基金資料

Domicile 註冊地點	Luxembourg 盧森堡
Inception Date 基金成立日	15/09/2010 (Class A – EUR) (A 股 – 歐元)
Fiscal Year End 財政年度終結	31 May (5 月 31 日)
Net Assets 淨資產	€271.48 Million 百萬歐元
Subscription/ Redemption 認購/贖回	Daily 每日
Base Currency 基準貨幣	EUR 歐元
Reporting Currencies 其他報價貨幣	USD 美元
Currency Hedged Share Classes ¹ 貨幣對沖股份類別 ¹	AUD, SGD, USD 澳元、新加坡元、美元
Initial Sales Charge ¹ 首次銷售費 ¹	Up to 最多為 5.00% (Class A 股)
Management Fee ² 管理費 ²	1.55% (Class A 股) 1.50% (Class AX 股) ^α
Management Company Fee ² 管理公司費 ²	0.10%
Total No. Of Holdings 總持股數量	43
Portfolio Management Team 基金管理團隊	Andrew Birse Jane Bleeg

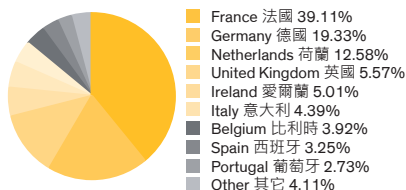
For fees applicable to other share classes, please refer to the offering documents for details.
有關其他股份類別的費用詳情，請參閱基金銷售文件。

Portfolio Composition[^] 投資組合配置[^]

Sector Allocation^{^^} 行業分佈^{^^}



Country Allocation 國家分佈



[^] Holdings are expressed as a percentage of total investments and may vary over time.
投資組合配置比重以總投資比重之百分比表示，可能隨時間而改變。

^{^^} Excludes sectors with no portfolio holdings.
基金沒有持股的行業不包括在內。

^α Class AX share has been retired and is no longer open to new purchases, except to those shareholders holding this share upon its inception.
AX 類股份已終止，除成立時即持有此股份的現有股東外，不接納新認購單。

- As a percentage of purchase price for Class A only.
適用於 A 股之費用，以認購價格之百分比計算。
- As an annual percentage of average daily Net Asset Value.
以每日平均資產淨值之年度百分比率計算費用。

Offering documents can be downloaded from "Quick Links" Section: 基金銷售文件可於「重要文件」一欄下載。



English

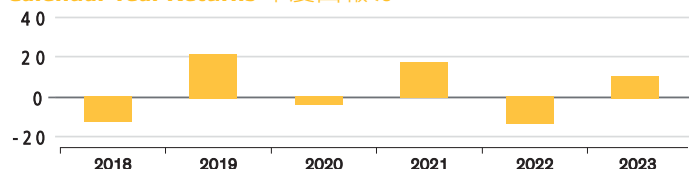


中文

Top 10 Holdings 十大持股

	Sector 行業	Holding 持股量
Sanofi	Health Care 健康護理	5.31%
TotalEnergies SE	Energy 能源	4.58%
Deutsche Telekom AG	Communication Services 通訊服務	3.78%
ASM International NV	Information Technology 資訊科技	3.78%
Fresenius SE & Co. KGaA	Health Care 健康護理	3.43%
Banco Bilbao Vizcaya Argentaria	Financials 金融	3.18%
Airbus	Industrials 工業	3.14%
Siemens AG	Industrials 工業	3.11%
BNP Paribas	Financials 金融	2.98%
Safran	Industrials 工業	2.90%
Total 合共		36.19%

Calendar Year Returns 年度回報%~



	2018	2019	2020	2021	2022	2023 YTD 年初迄今
Class A – EUR A 股-歐元	-12.44	21.01	-4.09	16.68	-12.93	9.65

Cumulative Total Returns 總累積回報%~

	1 Year (年)	3 Year (年)	5 Year (年)	10 Year (年)	Since Inception 成立迄今
Class A – EUR A 股-歐元	23.56	28.27	10.60	80.84	103.87

Please refer to Footnote ~ for Inception Date of Class A - EUR.
請見附註~有關 A 股 - 歐元的成立日。

Source: AllianceBernstein (AB), calculated on an NAV-to-NAV basis, with dividend reinvested, in Euros.
資料來源: AB, 按資產淨值比資產淨值計算, 股息用於再投資, 以歐元計。

Past performance is no guarantee of future results. Total returns, provided by AB, include the change in net asset value and reinvestment of any distributions paid on Portfolio shares for the period shown, but do not reflect sales charges. The information on this page is for information purposes only and should not be construed as an offer to sell, or solicitation of an offer to buy, or a recommendation for the securities of the Portfolio.

過往的業績不保證將來的表現, AB 所提供的總回報包括期內之資產淨值變化及股息或利息之再投資, 但是並不反映認購費。本頁資訊僅作參閱之用, 不應被視作銷售或誘導讀者購買或推薦本基金之證券。

~On 15 September 2010, AllianceBernstein - European Growth Portfolio was renamed to AllianceBernstein - Eurozone Strategic Value Portfolio. Also, the Portfolio's strategy, policies, and the management team changed. Please note all "Since Inception" performance on page 2 is calculated from 15 September 2010. Prior to 14 September 2016, the Portfolio was named AB Eurozone Strategic Value Portfolio. All data prior to 14 September 2016 relates to the AB Eurozone Strategic Value Portfolio.

~於 2010 年 9 月 15 日, 聯博-歐洲增長基金更改名稱為聯博-歐元區策略價值基金。此外, 基金的策略、政策及管理團隊亦有所變動。請注意於第 2 頁內所有「成立迄今」的表現均以 2010 年 9 月 15 日起計算。在 2016 年 9 月 14 日之前, 本基金的名称為聯博歐元區策略價值基金。2016 年 9 月 14 日前的所有資料屬於聯博歐元區策略價值基金。

† Currency-hedged share classes use hedging techniques in an attempt to reduce – but not eliminate – fluctuations between the investor's holdings in a particular currency-hedged share class denominated in the investor's investing currency and the portfolio's base currency. The goal is to deliver returns that track the portfolio's base currency returns more closely.

†對沖股份類別運用對沖技術, 嘗試減低(但並不能完全消除)基金基準貨幣與投資者所持有的對沖股份類別的投資貨幣之間的匯率波動, 其目的是達致更接近以基準貨幣計算的回報。

Due to rounding, numbers presented throughout this document may not add up precisely to the totals provided and percentages may not precisely reflect the absolute figures.

由於四捨五入, 本文列示的數據總和未必與所提供的總額完全相同, 而百分比亦未必準確反映絕對數字。

Investment in the Fund entails certain risks. Investment returns and principal value of the Fund will fluctuate so that an investor's shares, when redeemed, may be worth more or less than their original cost. The Fund is meant as a vehicle for diversification and does not represent a complete investment program. Returns denominated in a currency other than the base currency of the fund may increase or decrease as a result of foreign exchange currency fluctuations. The Portfolio is denominated in Euro. Non-Euro based investors may therefore be subject to the risk of an unfavorable change in the rate of exchange between the Euro and the relevant currency. These and other risks are described in the Fund's prospectus. Prospective investors should read the prospectus carefully and discuss risk and the fund's fees and charges with their financial adviser to determine if the investment is appropriate for them.

投資於本基金須承擔若干風險, 投資於本基金的回報及本金值會有波動, 故投資者的股份在贖回時的價值可能高於或低於原來成本。本基金旨在作為分散投資的工具, 並非完整投資計劃, 以基金基準貨幣以外的貨幣所計價的回報, 可能受外匯波動有所增加或減少。本基金以歐元為基準貨幣, 以非歐元為基礎的投資者因此可能受有關貨幣與歐元匯率波動之風險所帶來的不利影響。此等風險以及其他風險在本基金認購章程內有說明, 準投資者應細閱認購章程及其風險因素, 並與其理財顧問商討本基金的風險及各項費用, 以確定是否適合投資。

This information is directed solely at persons in jurisdictions where the funds and relevant share class are registered or who may otherwise lawfully receive it. Before investing, investors should review the fund's full prospectus, together with the fund's Product Key Facts and the most recent financial statements. Copies of these documents, including the latest annual report and, if issued thereafter, the latest semi-annual report, may be obtained free of charge from www.abfunds.com.hk or by contacting the local distributor in the jurisdictions in which the funds are authorized for distribution.

此信息只針對本基金和相關股份類別已註冊之司法權區內人士或其他方式合法接收之人士。投資前, 投資者應審查基金的認購章程全文, 連同基金的產品資料概要, 以及最近期的財務報表。這些文件的副本, 其中包括最近期的年度報告, 以及如果其後頒布者, 則為最近期的中期報告, 可瀏覽 www.abfunds.com.hk 或聯繫基金獲授權經銷司法權區的當地經銷商免費索取。

The Portfolio is part of AB SICAV I (referred to as "AB"). AB is an open-ended investment company with variable capital (société d'investissement à capital variable) incorporated under the laws of the Grand Duchy of Luxembourg. Prior to 5 February 2016, AB's legal name was ACMBernstein SICAV, its trading name was AllianceBernstein. Effective 4 May 2018, AB - Eurozone Equity Portfolio has been restructured from AB FCP I into AB SICAV I. 本基金為 AB SICAV I (即「聯博」) 旗下的一個投資組合。聯博是根據盧森堡大公國法律註冊成立的開放型可變資本投資公司(société d'investissement à capital variable), 法定名稱為 AB SICAV I。在 2016 年 2 月 5 日之前, 聯博的法定名稱為 ACMBernstein SICAV, 營業名稱為 AllianceBernstein。自 2018 年 5 月 4 日起, 聯博-歐元區股票基金已從聯博旗下的 AB FCP I 投資組合, 重建為聯博旗下的 AB SICAV I 投資組合。

This document is issued by AllianceBernstein Hong Kong Limited and has not been reviewed by the Securities and Futures Commission.

此文件的發行者是聯博香港有限公司及未經證監會審閱。

©2023 AllianceBernstein L.P. The [A/B] logo is a service mark of AllianceBernstein and AllianceBernstein® is a registered trademark used by permission of the owner, AllianceBernstein L.P.

©2023 AllianceBernstein L.P. [A/B] 標誌為 AllianceBernstein 的服務標記, 而 AllianceBernstein® 為註冊商標, 須獲得其擁有人 AllianceBernstein L.P. 的批准方可使用。

NAV Information (as of 30/09/2023)†
資產淨值資料 (截至 2023 年 09 月 30 日)†

	NAV 基金淨值	Bloomberg	ISIN
Class A – EUR A 股-歐元	30.58	ACMESA:LX	LU0528102642
Class A – AUD(H) A 股-澳元 (對沖)	26.60	ABESAAL:LX	LU1035778023
Class A – SGD(H) A 股-新加坡元 (對沖)	26.88	ABESASH:LX	LU1035778296
Class A – USD(H) A 股-美元 (對沖)	28.39	ABESAUH:LX	LU1035778379