

Schroders Schroder International Selection Fund Global Climate Change Equity

A Accumulation USD | Data as at 31.10.2022

Important Information

The fund invests primarily in equities and equity related securities of companies who benefit from effort to accommodate or limit the impact of global climate change.

- The fund invests in equity would subject to equity investment risk.

- The fund may subject to risk relating to sustainable investment approach, including concentration and exclusion risks, risk relating subjective judgement in investment selection, etc. .

- The fund invests in concentrated region/sector and subjects to higher level of risks than a fund investing in a more diversified portfolio/strategy.

- The fund may use derivatives to meet its investment objective. Derivatives exposure may involve higher counterparty, liquidity and valuation risks. In adverse situations, the fund may suffer significant losses from their derivative usage for hedging.

- For share classes with a general dividend policy, expenses will be paid out of capital rather than out of gross income. The amount of distributable income therefore increases and the amount so increased may be considered to be dividend paid out of capital. Share classes with a fixed dividend policy may pay out both income and capital in distributions. Where distributions are paid out of capital, this amounts to a return or withdrawal of part of your original investment or capital gains attributable to that and may result in an immediate decrease in the net asset value of shares.

You should not make any investment decision solely based on this document. Please read the relevant offering document carefully for further fund details including risk factors.

Investment Objectives

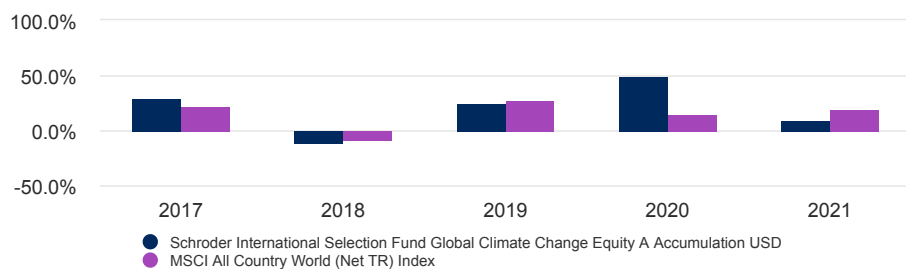
The Fund aims to provide capital growth by investing in equity and equity related securities of companies worldwide which the Investment Manager believes will benefit from efforts to accommodate or limit the impact of global climate change and which meet the Investment Manager's sustainability criteria.

Share class performance (Cumulative)

Performance (%)	1 month	3 months	6 months	YTD	1 year	3 years	5 years	10 years
Fund	4.7	-10.4	-13.4	-29.2	-29.6	25.2	32.6	127.9
Comparator	6.0	-7.6	-9.4	-21.1	-20.0	15.4	31.6	127.3

Annual Performance (%)	2017	2018	2019	2020	2021
Fund	29.8	-11.4	24.5	50.5	10.3
Comparator	22.4	-8.7	27.7	15.9	19.3

Performance over 5 years (%)



Source: Morningstar, NAV to NAV, net income reinvested, net of fees, based on Schroder International Selection Fund Global Climate Change Equity A Accumulation USD Units, USD. Some performance differences between the fund and the benchmark may arise as the benchmark returns are not adjusted for non-dealing days of the fund. Schroder International Selection Fund is referred to as Schroder ISF. The Fund size quoted includes all classes of the Fund. Investment involves risks. Price of units may go down as well as up. Past performance is not indicative of future performance. Please refer to the relevant offering documents for fund details including risk factors. This material is issued by Schroder Investment Management (Hong Kong) Limited and has not been reviewed by the SFC. Performance is calculated from the share class's since launch date (29.06.2007). The names of the target and comparator(s) benchmarks may be displayed in abbreviation format, please refer to the Benchmark and corporate action information section for the full benchmark names.

Fund literature



Download the offering documents and investor notice here

Ratings and accreditation



Please refer to the Source and ratings information section for details on the icons shown above.

Fund facts

Fund manager	Isabella Hervey-Bathurst Simon Webber
Fund launch date	29.06.2007
Fund base currency	USD
Fund size (Million)	USD 3,124.51
Number of holdings	63
Comparator	MSCI All Country World (Net TR) Index
Unit NAV	USD 19.3069
Hi/Lo (past 12 mths)	USD 27.8799 / USD 17.9003
Annualized Return (3Y)	7.78%

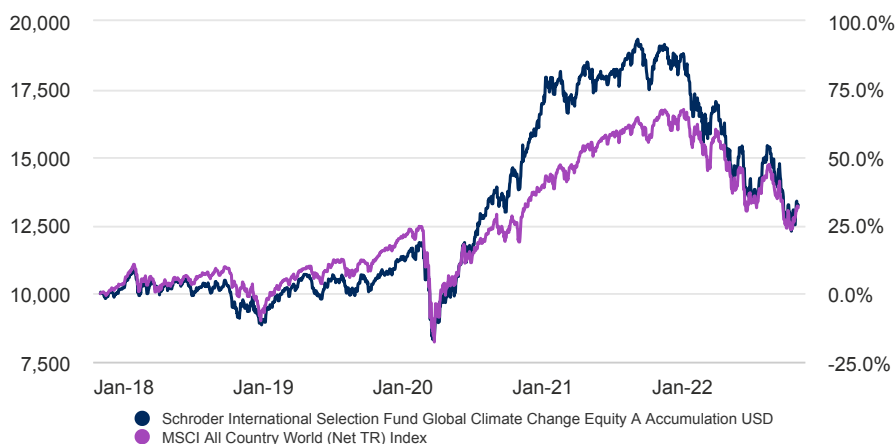
Fees & expenses

Initial charge up to	5.00%
Annual management fee	1.500%
Redemption fee	0.00%

Schroders Schroder International Selection Fund Global Climate Change Equity

A Accumulation USD | Data as at 31.10.2022

Return of USD 10,000



Past Performance is not a guide to future performance and may not be repeated. The value of investments and the income from them may go down as well as up and investors may not get back the amounts originally invested. Exchange rate changes may cause the value of any overseas investments to rise or fall. Performance data does not take into account any commissions and costs, if any, charged when units or shares of any fund, as applicable, are issued and redeemed.

The chart is for illustrative purposes only and does not reflect an actual return on any investment.

Returns are calculated NAV to NAV (which means performance does not include the effect of any initial charges), net income reinvested, net of fees.

Codes

ISIN LU0302445910
 Bloomberg SCGLLAA LX
 Reuters code LU0302445910.LUF

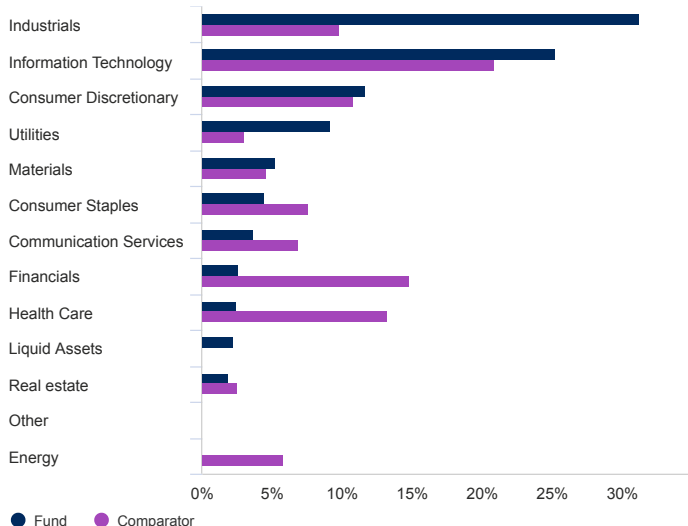
Risk statistics & financial ratios

	Fund	Comparator
Annual volatility (%) (3y)	23.0	19.9
Alpha (%) (3y)	2.9	-
Beta (3y)	1.1	-
Sharpe ratio (3y)	0.4	0.3
Information ratio (3y)	0.3	-
Price to book	2.5	-
Price to earnings	16.8	-
Predicted Tracking error (%)	5.7	-

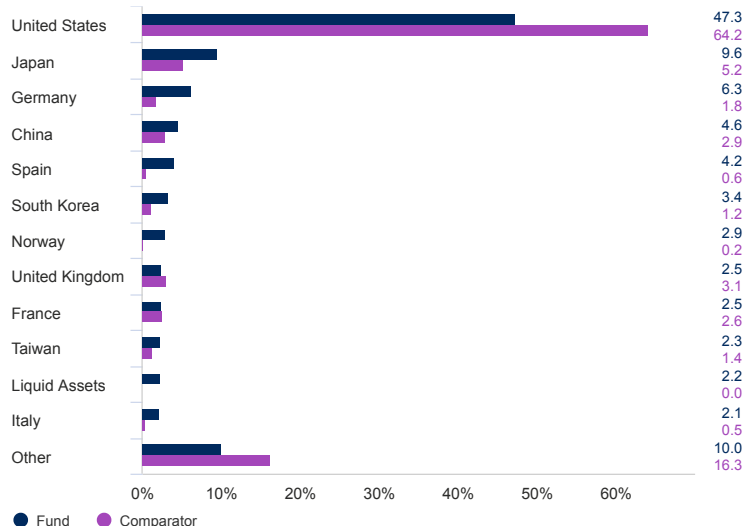
Source: Morningstar, and Schroders for the Predicted tracking error. The above ratios are based on NAV to NAV price based performance data. These financial ratios refer to the average of the equity holdings contained in the fund's portfolio and in the benchmark (if mentioned) respectively.

Asset allocation

Sector (%)



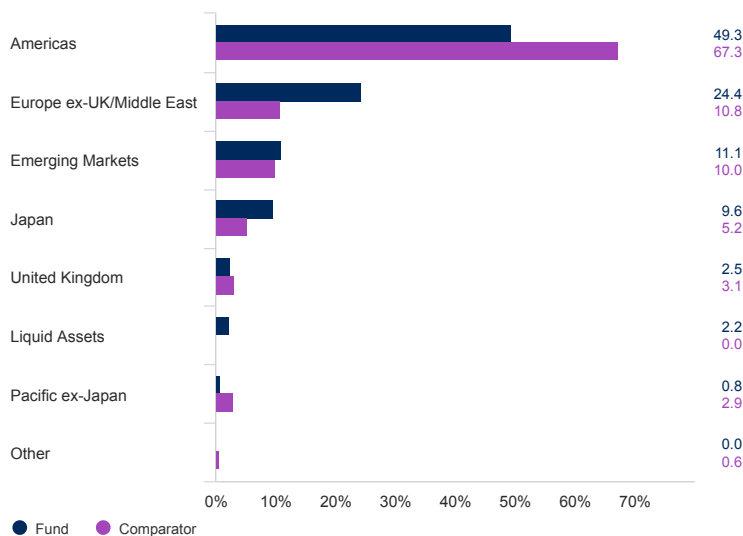
Geographical breakdown (%)



Schroders Schroder International Selection Fund Global Climate Change Equity

A Accumulation USD | Data as at 31.10.2022

Region (%)



Top 10 holdings (%)

Holding name	%
Microsoft Corp	4.9
Texas Instruments Inc	3.8
Alphabet Inc	3.7
Amazon.com Inc	3.0
Bayerische Motoren Werke AG	2.9
Schneider Electric SE	2.9
First Solar Inc	2.8
Samsung SDI Co Ltd	2.8
Iberdrola SA	2.6
Deere & Co	2.5

Source: Schroders.

Percentages of allocation may not sum up to 100% due to rounding issue. Derivatives are displayed on the notional basis of the underlying exposure where possible. Due to the different treatment of derivative types, the allocation to Liquid Assets may vary between each chart.

Share class available

	A Accumulation USD	A Accumulation EUR Hedged	A Accumulation HKD
Distribution Policy	No Distribution	No Distribution	No Distribution
ISIN	LU0302445910	LU0306804302	LU2275660780
Bloomberg	SCGLLAA LX	SCGCAHD LX	SCCCEAH LX

Benchmark and corporate action information

The fund does not have a target benchmark. The fund's performance should be compared against the MSCI All Country World (Net TR) index. The comparator benchmark is only included for performance comparison purposes and does not have any bearing on how the investment manager invests the fund's assets. The fund's investment universe is expected to overlap materially with the components of the comparator benchmark. The investment manager invests on a discretionary basis and there are no restrictions on the extent to which the fund's portfolio and performance may deviate from the comparator benchmark. The investment manager will invest in companies or sectors not included in the comparator benchmark. The comparator benchmark has been selected because the investment manager believes that the benchmark is a suitable comparison for performance purposes given the fund's investment objective and policy. The benchmark(s) does/do not take into account the environmental and social characteristics or sustainable objective (as relevant) of the fund. On 01.05.2021 the MSCI All Country World (Net TR) Index replaced the MSCI World Index.

The Fund has environmental and/or social characteristics (within the meaning of Article 8 SFDR).

Important information

The fund has environmental and/or social characteristics within the meaning of Article 8 of Regulation (EU) 2019/2088 on Sustainability-related Disclosures in the Financial Services Sector (the "SFDR"). For information on sustainability-related aspects of this fund please go to www.schroders.com

Morningstar Rating as at 10/31/2022: © Morningstar 2022. All Rights Reserved. The information contained herein: (1) is proprietary to Morningstar and/or its content providers; (2) may not be copied or distributed; and (3) is not warranted to be accurate, complete or timely. Neither Morningstar nor its content providers are responsible for any damages or losses arising from any use of this information. Past performance is no guarantee of future results.