



For Hong Kong Investors only

Unit Trust Range

FACT SHEET | August 31, 2021

# JPMorgan Asian Smaller Companies Fund

- The Fund invests primarily (at least 70%) in the equity securities of small to medium-sized companies in the Asia-Pacific region, excluding Japan and Australia except the Manager may, from time to time, invest in Japan and Australia when appropriate investment opportunities arise.
- The Fund is therefore exposed to risks related to equity, emerging markets, concentration, smaller companies, currency, liquidity, high volatility of certain equity markets in the Asia-Pacific region, derivatives and class currency.
- Investors may be subject to substantial losses.
- Investors should not solely rely on this document to make any investment decision.



## INVESTMENT OBJECTIVE

To provide investors with long term capital growth by investing primarily (i.e. at least 70% of its total net asset value) in the equity securities of small to medium sized companies in the Asia-Pacific region, excluding Japan and Australia except the Manager may, from time to time, invest in Japan and Australia when appropriate investment opportunities arise.

## EXPERTISE

### Fund Manager

Joanna Kwok, Mark Davids

## FUND INFORMATION ((acc) - USD)

### Fund base currency

USD

### Denominated currency and NAV per unit

(acc) - USD : USD 372.65

(acc) - HKD : HKD 18.45

### Total fund size (m)

USD 296.1

### 12 month NAV

High : USD 372.65 (31/08/21)

Low : USD 252.46 (25/09/20)

### SEDOL

B423CS6

### ISIN code

HK0000055647

### Bloomberg code

JFAESCI HK

### Current charge

Initial : 5.0% of NAV

Redemption : 0%

Management fee : 1.5% p.a.

## RATINGS

Morningstar Analyst Rating

Silver

Morningstar Rating™

Morningstar Category™

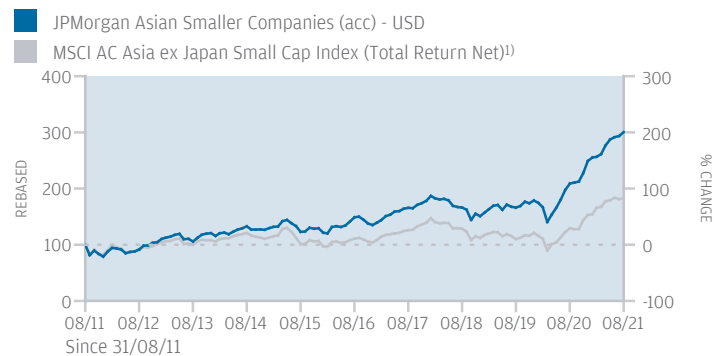
Asia ex-Japan Small/Mid-Cap Equity

## RISK



## PERFORMANCE

### CUMULATIVE PERFORMANCE (%)



	1 month	1 year	3 years	5 years	Since launch	Launch date
(acc) - USD	2.4	43.9	80.9	101.8	3,973.4	02/12/91
Benchmark (in USD) <sup>1)</sup>	0.9	41.2	42.3	64.8	708.6	
(acc) - HKD	2.4	44.4	-	-	84.5	24/05/19

### CALENDAR YEAR PERFORMANCE (%)

	2016	2017	2018	2019*	2020	2021YTD
(acc) - USD	4.5	31.9	-15.3	18.5	39.3	20.6
Benchmark (in USD) <sup>1)</sup>	-2.3	33.5	-19.4	7.9	26.2	19.5
(acc) - HKD	-	-	-	10.0	38.6	21.0

\*Since launch to end of year for fund classes inception in that year. 1)Dividends reinvested after deduction of withholding tax. Prior to 01.01.99, MSCI AC Far East ex Japan Gross. Prior to 01.01.08, MSCI AC Far East ex Japan Net. 2)With the exception of the "Average annual return" figure, all data are calculated from the month end after inception. 3)Investments in, or exposure to, any single entity (other than Government and other public securities) cannot exceed 10% of the Fund's total net asset value. 4)Issued by AsianInvestor, 2020 award, reflecting performance as at the previous calendar year end. Unless stated otherwise, all information as at the last valuation date of the previous month. Source: J.P. Morgan Asset Management/RIMES (NAV to NAV in denominated currency with income reinvested). Source of ratings: Morningstar, Inc., Analyst Rating - Silver awarded to (acc) - HKD Class and (acc) - USD Class; 4-Star Rating awarded to (acc) - USD Class. Risk ratings (if any) are based on J.P. Morgan Asset Management's assessment of relative risk by asset class and historical volatility of the fund where applicable. The risk ratings are reviewed annually or as appropriate and for reference only. Any overweight in any investment holding exceeding the limit set out in the Investment Restrictions was due to market movements and will be rectified shortly. It should be noted that due to the difference of the fund domiciles the valuation points used by Unit Trust range and SICAV range of funds for fair valuation (where applied) may vary. For details please refer to the respective offering document(s).

Investment involves risk. Past performance is not indicative of future performance. Please refer to the offering document(s) for details, including the risk factors. This document has not been reviewed by the SFC. Issued by JPMorgan Funds (Asia) Limited.

For more information, please contact your bank, financial adviser or visit [www.jpmorgan.com/hk/am/](http://www.jpmorgan.com/hk/am/) today.

### PORTFOLIO ANALYSIS ((acc) - USD)

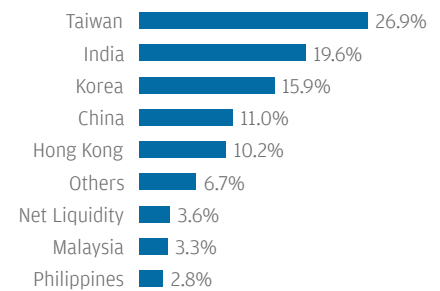
	3 years	5 years	Since Launch <sup>2)</sup>
Correlation	0.93	0.93	0.88
Alpha %	0.83	0.47	0.58
Beta	0.83	0.84	0.87
Annualised volatility %	18.75	15.92	24.33
Sharpe ratio	1.10	0.87	0.43
Annualised tracking error %	7.60	6.56	12.20
Average annual return %	21.85	15.08	13.26

### HOLDINGS<sup>3)</sup> (as at end July 2021)

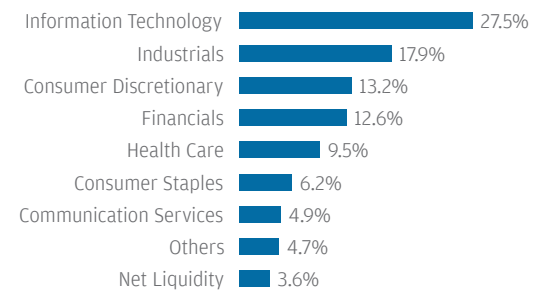
TOP 10	Market Sector	%
Parade Technologies, Ltd.	Taiwan Information Technology	4.3
Voltronic Power Technology Corp.	Taiwan Industrials	3.1
Xinyi Glass Holdings Limited	Hong Kong Industrials	2.6
Realtek Semiconductor Corp	Taiwan Information Technology	2.6
SK Materials Co., Ltd	Korea Materials	2.5
Techtronic Industries Co., Ltd.	Hong Kong Industrials	2.5
Silergy Corp.	Taiwan Information Technology	2.3
Dr. Lal PathLabs Limited	India Health Care	2.3
Eclat Textile Co., Ltd.	Taiwan Consumer Discretionary	2.2
Chailease Holding Co. Ltd.	Taiwan Financials	2.2

### PORTFOLIO BREAKDOWN

#### Market



#### Sector



Scan the QR code  
for fund documents



\*Since launch to end of year for fund classes inception in that year. 1)Dividends reinvested after deduction of withholding tax. Prior to 01.01.99, MSCI AC Far East ex Japan Gross. Prior to 01.01.08, MSCI AC Far East ex Japan Net. 2)With the exception of the "Average annual return" figure, all data are calculated from the month end after inception. 3)Investments in, or exposure to, any single entity (other than Government and other public securities) cannot exceed 10% of the Fund's total net asset value. 4)Issued by AsianInvestor, 2020 award, reflecting performance as at the previous calendar year end. Unless stated otherwise, all information as at the last valuation date of the previous month. Source: J.P. Morgan Asset Management/RIMES (NAV to NAV in denominated currency with income reinvested). Source of ratings: Morningstar, Inc., Analyst Rating - Silver awarded to (acc) - HKD Class and (acc) - USD Class; 4-Star Rating awarded to (acc) - USD Class. Risk ratings (if any) are based on J.P. Morgan Asset Management's assessment of relative risk by asset class and historical volatility of the fund where applicable. The risk ratings are reviewed annually or as appropriate and for reference only. Any overweight in any investment holding exceeding the limit set out in the Investment Restrictions was due to market movements and will be rectified shortly. It should be noted that due to the difference of the fund domiciles the valuation points used by Unit Trust range and SICAV range of funds for fair valuation (where applied) may vary. For details please refer to the respective offering document(s).

**Investment involves risk. Past performance is not indicative of future performance. Please refer to the offering document(s) for details, including the risk factors. This document has not been reviewed by the SFC. Issued by JPMorgan Funds (Asia) Limited.**

For more information, please contact your bank, financial adviser or visit [www.jpmorgan.com/hk/am/](http://www.jpmorgan.com/hk/am/) today.